



BETHANY PRYOR

PHOTOGRAPHY

www.bethanypryorphotography.com

949-922-5721 | Bethany Pryor



YOUR
BEST
HEADSHOT

INSPIRED PORTRAIT DESIGN
BETHANY PRYOR
PHOTOGRAPHY

At Bethany Pryor Photography
we know how to bring out your best.
Every time.

In the business world, you are your brand. Whether or not you are used to being photographed or you tend to shy away from cameras, your look communicates the quality of work you do.

At Bethany Pryor Photography, capturing you at your best is our specialty.

During your shoot, our lens will focus on your unique look to catch you at your finest because we don't believe in having only one "good side."

You will arrive feeling fully prepared as we provide posing guidance, wardrobe tips, and professional hair and makeup to create a look that will last. Relax and enjoy the care and attention our luxury studio provides during the entire shoot!

Immediately following your shoot, together we will decide which of your amazing images best represent your brand.

All you have to do is show up looking like you, and we'll take care of the rest!

Bethany

BETHANY PRYOR PHOTOGRAPHY | 949-922-5721






BRANDING PHOTOGRAPHY

TELL YOUR STORY

explore the possibilities



SIGNATURE HEADSHOT



The most frequently used shot in your image marketing toolkit is your signature portrait.

The right image:

- looks clean & uncluttered
- grabs the viewer
- features winning connection



Use this image on your Facebook profile pic, email signature, your business card portrait, or any where else where you need to make a great first impression!

FEATURING **PURE YOU**

& PURE TEAM

GROW YOUR TEAM; GROW YOUR SHOT



Shooting with extractions in mind is a specialty we can offer you and your team.

As your office grows, you can easily add to your group portrait composite. Simply add a mini shoot for the new hire.


Avoid the headache and cost of scheduling a brand new team photo and get back to doing what you love!




COLORS AND KEYWORDS

YOUR BRAND VOICE

Through expert posing,
wardrobe styling, and
background selection,
we'll craft images that
will speak to your
audience.



FRESH
JOYFUL
EASY & RELAXED



TRUSTED
PROFESSIONAL
STATE-OF-THE-ART



MODERN
WELCOMING
BEAUTIFUL TOUCH





STUDIO *vs* ENVIRONMENTAL

STUDIO PORTRAITS

- distraction-free; focus on faces
- viewer connects directly with you

ENVIRONMENTAL PORTRAITS

- carefully selected/ staged scene
- environment enhances your story

BETHANY PRYOR PHOTOGRAPHY | 949-922-5721





BETHANY PRYOR PHOTOGRAPHY | 949-922-5721

“LEVERAGE THE *strength*
THAT YOU HAVE:
NO ONE ELSE
CAN BE YOU”

--TODD WHEATLAND





ACTION *and* EMOTION

Let's create images that make an impact. Express your brand's personality with action shots that convey a feeling. Ask yourself: Who are the people important to your brand? How do you and your team make clients feel? What does a win look like in your business? Show, don't tell. Great images set the tone.

BRINGING OUT THE REAL YOU

Your portfolio of marketing images would not be complete without showcasing the full range of who you are.

Through directed prompts and poses, we'll explore expressions ranging from:

- serious to silly
- thoughtful to playful
- low-key to laugh riot

You'll be surprised at how easy and natural your portrait experience can feel when you're in the hands of a pro.

Trust the process.
We've got you!

perfect for



who you are

YOUR DAY IN PICTURES

Connect more deeply. Celebrate shared experiences. Day-in-the-life images will engage and captivate your audience!

Perfect for social media and sprinkled throughout your website, these portraits draw your followers in with highlights from your work life and personal lifestyle.

what & where

Let's brainstorm locations and activities that tell your story.





HERO SHOT

Show your confidence,
charisma, and strength.
Use these portraits in
marketing brochures,
social media, and
magazine editorials.



BEYOND THE BUSINESS CARD

IMAGES FOR ALL YOUR MARKETING NEEDS

USE THE LIST BELOW TO INSPIRE YOUR SHOT LIST

LARGER THAN LIFE

Car wraps
Life-size cutout
Billboard

BOOKS/ MAGAZINES

Book Cover
Dust Jacket Image
Contributor Photo
Featured/ Hero Shot

PRESENTATIONS

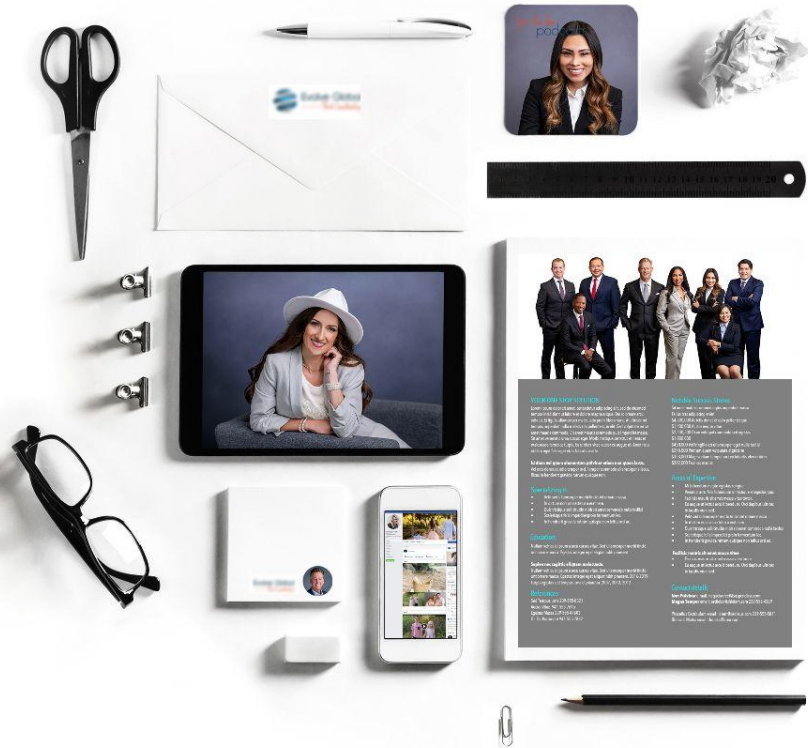
BIO pic (various moods)
Audience interaction
Live Performance

WEBSITE & BROCHURES

Environmental Portraits
Behind the Scenes
Company at work
Client interaction
Group shots/ Team Shots
Composite Shots/ Pure You
About You/ Family Shots
Client as Hero (show the win)

SOCIAL MEDIA

Facebook Cover Photo
Profile Pic- Head & Shoulders
Personality/ Expression Shots
Flat Lays- Tools of the Trade



BEHIND THE SCENES

production and **PREP TIPS**



"Style is a way to say
WHO YOU ARE
without having to speak."

--RACHEL ZOF



WHAT TO WEAR?

Shooting with your team? Share the tips that follow to ensure everyone has the styles and silhouettes to look his or her best! When in doubt bring more than you think you'll need and our expert team will help you pare down to the best choices.

01 For a slimmer look, form fitting & figure-hugging is definitely best.

02 Avoid patterns as they may detract from your face.

03 Think textures. Textures like lace, ruffles, sequins & ruching add visual interest.

04 Bring a variety of colors. Something light. Something dark. A pop of color that brings out your eyes.

05 Avoid cap sleeves. Sleeveless is great on toned arms. 3/4 sleeves are universally flattering and slimming.

06 Consider layers. Add a form fitting jacket or slim knit cardigan.

07 Look for a variety of necklines to mix up your looks.

08 Select jewelry that speaks to your style. Subtle or bold? Bring the pieces that are true to you.

09 Bring coordinating bottoms. Many shots are 3/4 length. Bring pants or skirts that match your tops.

10 Bring appropriate undergarments. Foundational pieces (like shapewear) will help you look and feel great!

WHAT TO WEAR? GUIDELINES FOR MEN

01 For a trimmer look, opt for slim-fit shirts and jackets.

02 Keep patterns to a minimum. Print ties and pin stripes are okay.

03 Look for layers. Add a form fitting jacket or v-neck sweater to vary your look.

04 Bring a variety of colors. Something light. Something dark. A pop of color that brings out your eyes.

05 Long sleeves are always preferred to short sleeves for a clean, polished look. Prefer casual? Rolled sleeves do the trick!

06 A collared shirt and suit is a must for stylish professionals.

07 Bring coordinating bottoms. Many shots are 3/4 length.

08 Bring coordinating shoes and socks. Footwear may come into frame with seated poses.

09 Prepare your favorite accessories. Watches, cuff links, glasses and pocket squares should be clean and presentable.

10 Come with clean, manicured nails. Hands come into frame a lot so make sure yours are camera ready.

"MAKE IT
SIMPLE
BUT SIGNIFICANT."

--DON DRAPER

how to prepare

CLOTHING PREP TIPS

- ☒ Set aside the clothes and accessories selected.
- ☐ Clean and press clothing in advance. (Steamer is available for touchups.)
- ☐ Pack undergarments: strapless bra, seamless nude bra, shapewear.
- ☐ For a stress-free morning, pack all clothing/accessories the night before.

BEAUTY PREP TIPS

- ☐ Don't do anything that's not part of your usual beauty routine. No spray tan. No radical hair color change. No facials, fillers, or botox within one week of scheduled shoot.
- ☐ Touch up roots and/or consult with stylist about (optional) hair extensions.
- ☐ Tend to your manicure/ pedicure. French, buff or nude nails preferred.

SHOOT DAY TIPS

- ☐ Kickstart your hairstyle with a good blowout. Arrive with clean, dry hair.
- ☐ Arrive with clean, moisturized skin. No makeup. Our makeup artist will create your fresh face.
- ☐ You may leave your makeup at home or bring signature colors if you wish.
- ☐ Get a good night's sleep and don't forget to eat a healthy breakfast.



your best images ahead!



SELECTION MADE SIMPLE

EXPERT GUIDED ORDERING

- 1 STEP ONE:
REVIEW ALL IMAGES**
Immediately following your session, we'll fire up your images for review. Get instant assurance that yes, you rocked the shoot!
- 2 STEP TWO:
FIND YOUR FAVES**
Our pro software allows us to compare images in groups and series. Using your shot list to guide us, we'll identify the best of the best for your marketing portfolio.
- 3 STEP THREE:
PURCHASE VALUE BUNDLE**
Your selected images will be sent straight into production: final retouching. You're just days away from your best portraits ever!

value bundles

15	IMAGES	2500
25	IMAGES	3990
35	IMAGES	5490

OVER 35?

ADD 10 IMAGES ONLY 990

INDIVIDUAL IMAGE 250



*All purchased images will be retouched
and provided as high resolution digitals*

**ASK ABOUT OUR
PRINT PRODUCTS**

BETHANY PRYOR PHOTOGRAPHY | 949-922-5721

LOOKING
great
FEELING FABULOUS

why not try...

FAMILY

BEAUTY

COUPLES

